

JZC-7FF


SUBMINIATURE INTERMEDIATE POWER RELAY



File No.:E134517



File No.:CQC02001001942



Features

- * Low cost, Small package.
- * 1 Form A and 1 Form C contact arrangements.
- * Sealed IP67& Unsealed types available.

CONTACT DATA

Contact Arrangement	1A, 1C
Initial Contact Resistance Max.	100mΩ (at 1A 6VDC)
Contact Material	AgCe, AgSnO ₂
Contact Rating (Res. Load)	5A 250VAC/30VDC 10A 250VAC/28VDC
Max. switching voltage	250VAC/30VDC
Max. switching current	10A
Max. switching power	2400VA /280W
Mechanical life	1 x 10 ⁷ ops
Electrical life	1 x 10 ⁵ ops

CHARACTERISTICS

Initial Insulation Resistance	100MΩ	
Dielectric Strength	Between coil and Contacts	1500VAC
	Between open contacts	750VAC
Operate time (at nomi. Volt.)	Max. 10ms	
Release time (at nomi. Volt.)	Max. 5ms	
Temperature rise (at nomi. Volt.)	40°C (48VDC:50°C)	
Shock Resistance	Functional	100 m/s ²
	Destructive	1000 m/s ²
Vibration Resistance	1.5mm, 10 to 55Hz	
Humidity	35% to 95%RH	
Ambient temperature	-40°C to +70°C	
Termination	PCB	
Unit weight	13g	
Construction	Sealed IP67& Unsealed	

COIL

Coil power	0.36W (48VDC: 0.51W)
------------	----------------------

COIL DATA

Nominal Voltage VDC	Pick-up Voltage VDC	Drop-out Voltage VDC	Max. allowable Voltage VDC (at 20°C)	Coil Resistance Ω
3	2.40	0.3	3.6	25 ± 10%
5	4.00	0.5	6.0	70 ± 10%
6	4.80	0.6	7.2	100 ± 10%
9	7.20	0.9	10.8	225 ± 10%
12	9.60	1.2	14.4	400 ± 10%
18	14.4	1.8	21.6	900 ± 10%
24	19.2	2.4	28.8	1600 ± 10%
48	38.4	4.8	57.6	4500 ± 10%

SAFETY APPROVAL RATINGS

UL	1 Form C	12A 277VAC/28VDC 10A 277 VAC 5A 30VDC 4FLA 4LRA 120VAC N.O. 105°C (Class B&F) 2FLA 4LRA 120VAC N.C. 105°C (Class B&F) Pilot Duty 480VA
	1 Form A	12A 277VAC/28VDC 10A 277VAC 6A 30VDC 1/3 HP 125VAC 2.9A 125VAC 4FLA 4LRA 120VAC 105°C (Class B&F)



HONGFA RELAY
ISO9001*ISO/TS16949 *ISO14001 CERTIFIED

VERSION: EN02-20040601

ORDERING INFORMATION

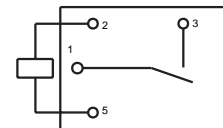
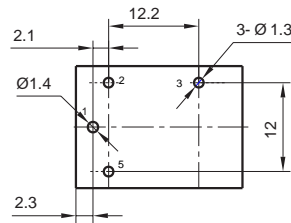
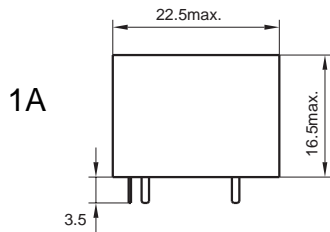
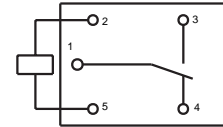
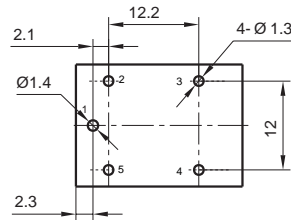
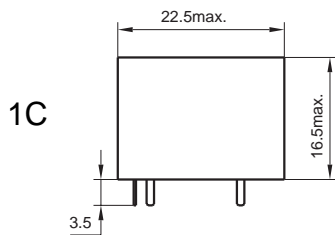
Type	JZC-7FF / 012 1H T S F
Coil voltage	3, 5, 6, 9, 12, 18, 24, 48VDC
Contact arrangement	1H:1 Form A 1Z:1 Form C
Contact Material	T: AgSnO ₂ (10A) Nil: Silver Alloy(5A)
Structure	S: Sealed IP67 Nil: Unsealed
Insulation System	F: Class F 155°C Nil: Class B 130°C

OUTLINE DIMENSIONS, WIRING DIAGRAM AND PC BOARD LAYOUT

Outline Dimensions

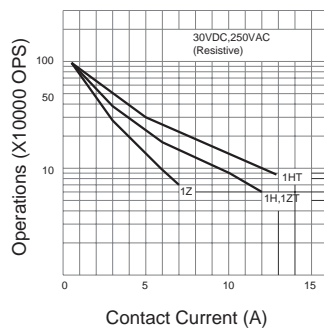
PCB layout

Wiring Diagram

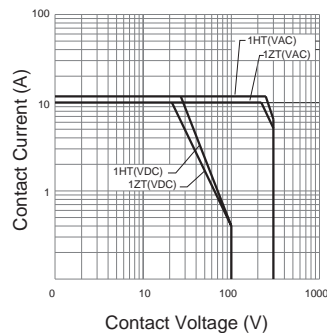


CHARACTERISTICS CURVE

LIFE CURVE



MAXIMUM SWITCHING POWER



COIL TEMPERATURE RISE

